

UX200

SAP Fiori – System Administration

COURSE OUTLINE

Course Version: 03

Course Duration: 3 Day(s)

SAP Copyrights and Trademarks

© 2018 SAP SE or an SAP affiliate company. All rights reserved.

No part of this publication may be reproduced or transmitted in any form or for any purpose without the express permission of SAP SE or an SAP affiliate company.

SAP and other SAP products and services mentioned herein as well as their respective logos are trademarks or registered trademarks of SAP SE (or an SAP affiliate company) in Germany and other countries. Please see <http://global12.sap.com/corporate-en/legal/copyright/index.epx> for additional trademark information and notices.

Some software products marketed by SAP SE and its distributors contain proprietary software components of other software vendors.

National product specifications may vary.








These materials are provided by SAP SE or an SAP affiliate company for informational purposes only, without representation or warranty of any kind, and SAP SE or its affiliated companies shall not be liable for errors or omissions with respect to the materials. The only warranties for SAP SE or SAP affiliate company products and services are those that are set forth in the express warranty statements accompanying such products and services, if any. Nothing herein should be construed as constituting an additional warranty.

In particular, SAP SE or its affiliated companies have no obligation to pursue any course of business outlined in this document or any related presentation, or to develop or release any functionality mentioned therein. This document, or any related presentation, and SAP SE's or its affiliated companies' strategy and possible future developments, products, and/or platform directions and functionality are all subject to change and may be changed by SAP SE or its affiliated companies at any time for any reason without notice. The information in this document is not a commitment, promise, or legal obligation to deliver any material, code, or functionality. All forward-looking statements are subject to various risks and uncertainties that could cause actual results to differ materially from expectations. Readers are cautioned not to place undue reliance on these forward-looking statements, which speak only as of their dates, and they should not be relied upon in making purchasing decisions.

Typographic Conventions

American English is the standard used in this handbook.

The following typographic conventions are also used.

This information is displayed in the instructor's presentation	
Demonstration	
Procedure	
Warning or Caution	
Hint	
Related or Additional Information	
Facilitated Discussion	
User interface control	<i>Example text</i>
Window title	<i>Example text</i>

Contents

vii **Course Overview**

1 **Unit 1: Introduction**

- 1 Lesson: Reviewing SAP Fiori
- 1 Lesson: Understanding Implementation Planning

3 **Unit 2: System Landscape**

- 3 Lesson: Working with ABAP Task Manager
- 3 Lesson: Configuring RFC Communication
- 3 Lesson: Configuring SAP Gateway
- 3 Lesson: Configuring HTTPS Communication
- 3 Lesson: Configuring Single Sign-On

5 **Unit 3: Infrastructure (Essential Topics)**

- 5 Lesson: Configuring the SAP Fiori Launchpad
- 5 Lesson: Configuring SAP Fiori Search

7 **Unit 4: App Implementation**

- 7 Lesson: Configuring Transactional Apps
- 7 Lesson: Configuring Reference Apps
- 7 Lesson: Configuring Legacy Apps
- 7 Lesson: Configuring Analytical Apps
- 7 Lesson: Configuring Fact Sheet Apps

9 **Unit 5: Infrastructure (Additional Topics)**

- 9 Lesson: Configuring User Assistance Settings
- 9 Lesson: Configuring Notifications

11 **Unit 6: Operations**

- 11 Lesson: Understanding Transportation
- 11 Lesson: Understanding Monitoring

Course Overview

TARGET AUDIENCE

This course is intended for the following audiences:

- Solution Architect
- System Administrator
- Technology Consultant

Lesson 1: Reviewing SAP Fiori

Lesson Objectives

After completing this lesson, you will be able to:

- Review SAP Fiori

Lesson 2: Understanding Implementation Planning

Lesson Objectives

After completing this lesson, you will be able to:

- Understand Implementation Planning

Lesson 1: Working with ABAP Task Manager

Lesson Objectives

After completing this lesson, you will be able to:

- Explain task lists

Lesson 2: Configuring RFC Communication

Lesson Objectives

After completing this lesson, you will be able to:

- Configure RFC Communication

Lesson 3: Configuring SAP Gateway

Lesson Objectives

After completing this lesson, you will be able to:

- Configure the SAP Gateway

Lesson 4: Configuring HTTPS Communication

Lesson Objectives

After completing this lesson, you will be able to:

- Configure HTTPS Communication

Lesson 5: Configuring Single Sign-On

Lesson Objectives

After completing this lesson, you will be able to:

- Explain Single-Sign-On

Lesson 1: Configuring the SAP Fiori Launchpad

Lesson Objectives

After completing this lesson, you will be able to:

- Configure the SAP Fiori Launchpad

Lesson 2: Configuring SAP Fiori Search

Lesson Objectives

After completing this lesson, you will be able to:

- Configure SAP Fiori Search

Lesson 1: Configuring Transactional Apps

Lesson Objectives

After completing this lesson, you will be able to:

- Configure Transactional Apps

Lesson 2: Configuring Reference Apps

Lesson Objectives

After completing this lesson, you will be able to:

- Configure Reference Apps

Lesson 3: Configuring Legacy Apps

Lesson Objectives

After completing this lesson, you will be able to:

- Configure Legacy Apps

Lesson 4: Configuring Analytical Apps

Lesson Objectives

After completing this lesson, you will be able to:

- Configure Analytical Apps

Lesson 5: Configuring Fact Sheet Apps

Lesson Objectives

After completing this lesson, you will be able to:

- Configure Fact Sheet Apps

Lesson 1: Configuring User Assistance Settings

Lesson Objectives

After completing this lesson, you will be able to:

- Configure User Assistance Settings

Lesson 2: Configuring Notifications

Lesson Objectives

After completing this lesson, you will be able to:

- Configure Notifications

Lesson 1: Understanding Transportation

Lesson Objectives

After completing this lesson, you will be able to:

- Understand Transportation

Lesson 2: Understanding Monitoring

Lesson Objectives

After completing this lesson, you will be able to:

- Understand Monitoring