

SCM615

Billing in SAP ERP

COURSE OUTLINE

Course Version: 15

Course Duration: 2 Day(s)

SAP Copyrights and Trademarks

© 2015 SAP SE. All rights reserved.

No part of this publication may be reproduced or transmitted in any form or for any purpose without the express permission of SAP SE. The information contained herein may be changed without prior notice.

Some software products marketed by SAP SE and its distributors contain proprietary software components of other software vendors.

- Microsoft, Windows, Excel, Outlook, and PowerPoint are registered trademarks of Microsoft Corporation.
- IBM, DB2, DB2 Universal Database, System i, System i5, System p, System p5, System x, System z, System z10, System z9, z10, z9, iSeries, pSeries, xSeries, zSeries, eServer, z/VM, z/OS, i5/OS, S/390, OS/390, OS/400, AS/400, S/390 Parallel Enterprise Server, PowerVM, Power Architecture, POWER6+, POWER6, POWER5+, POWER5, POWER, OpenPower, PowerPC, BatchPipes, BladeCenter, System Storage, GPFS, HACMP, RETAIN, DB2 Connect, RACF, Redbooks, OS/2, Parallel Sysplex, MVS/ESA, AIX, Intelligent Miner, WebSphere, Netfinity, Tivoli and Informix are trademarks or registered trademarks of IBM Corporation.
- Linux is the registered trademark of Linus Torvalds in the U.S. and other countries.
- Adobe, the Adobe logo, Acrobat, PostScript, and Reader are either trademarks or registered trademarks of Adobe Systems Incorporated in the United States and/or other countries.
- Oracle is a registered trademark of Oracle Corporation
- UNIX, X/Open, OSF/1, and Motif are registered trademarks of the Open Group.
- Citrix, ICA, Program Neighborhood, MetaFrame, WinFrame, VideoFrame, and MultiWin are trademarks or registered trademarks of Citrix Systems, Inc.
- HTML, XML, XHTML and W3C are trademarks or registered trademarks of W3C®, World Wide Web Consortium, Massachusetts Institute of Technology.
- Java is a registered trademark of Sun Microsystems, Inc.
- JavaScript is a registered trademark of Sun Microsystems, Inc., used under license for technology invented and implemented by Netscape.
- SAP, R/3, SAP NetWeaver, Duet, PartnerEdge, ByDesign, SAP BusinessObjects Explorer, StreamWork, and other SAP products and services mentioned herein as well as their respective logos are trademarks or registered trademarks of SAP SE in Germany and other countries.
- Business Objects and the Business Objects logo, BusinessObjects, Crystal Reports, Crystal Decisions, Web Intelligence, Xcelsius, and other Business Objects products and services mentioned herein as well as their respective logos are trademarks or registered trademarks of Business Objects Software Ltd. Business Objects is an SAP company.
- Sybase and Adaptive Server, iAnywhere, Sybase 365, SQL Anywhere, and other Sybase products and services mentioned herein as well as their respective logos are trademarks or registered trademarks of Sybase, Inc. Sybase is an SAP company.








All other product and service names mentioned are the trademarks of their respective companies. Data contained in this document serves informational purposes only. National product specifications may vary.

These materials are subject to change without notice. These materials are provided by SAP SE and its affiliated companies ("SAP Group") for informational purposes only, without representation or warranty of any kind, and SAP Group shall not be liable for errors or omissions with respect to the materials. The only warranties for SAP Group products and services are those that are set forth in the express warranty statements accompanying such products and services, if any. Nothing herein should be construed as constituting an additional warranty.

Typographic Conventions

American English is the standard used in this handbook.

The following typographic conventions are also used.

This information is displayed in the instructor's presentation	
Demonstration	
Procedure	
Warning or Caution	
Hint	
Related or Additional Information	
Facilitated Discussion	
User interface control	<i>Example text</i>
Window title	<i>Example text</i>

Contents

ix	Course Overview
1	Unit 1: Billing Documents in Sales and Distribution Processes
1	Lesson: Integrating Billing Documents in the Sales and Distribution Process
3	Unit 2: Organizational Units
3	Lesson: Setting Up Organizational Units
5	Unit 3: The Billing Process
5	Lesson: Controlling the Billing Process
7	Unit 4: Special Billing Types
7	Lesson: Creating Billing Documents in Complaint Processing
7	Lesson: Creating Pro Forma and Cash Sales Invoices
9	Unit 5: Data Flow
9	Lesson: Setting Up the Data Flow for Billing Documents
11	Unit 6: Billing Document Creation
11	Lesson: Creating Billing Documents in Different Ways
13	Unit 7: Types of Settlement
13	Lesson: Analyzing Invoice Combination and Invoice Split
13	Lesson: Setting Up Invoice Lists
15	Unit 8: Special Business Processes
15	Lesson: Up Billing Plans
15	Lesson: Processing Down Payments
15	Lesson: Processing Installment Payments
17	Unit 9: Account Determination
17	Lesson: Setting Up the Account Determination
17	Lesson: Analyzing Account Assignment for Business Areas
19	Unit 10: Interface Between Sales and Distribution and Financial Accounting
19	Lesson: Adjusting the Interface Between Sales and Distribution and Financial Accounting

Course Overview

TARGET AUDIENCE

This course is intended for the following audiences:

- Project team members
- Consultants

Lesson 1: Integrating Billing Documents in the Sales and Distribution Process

Lesson Objectives

After completing this lesson, you will be able to:

- Merge the billing documents into the Sales and Distribution process

Lesson 1: Setting Up Organizational Units

Lesson Objectives

After completing this lesson, you will be able to:

- Set up organizational units

Lesson 1: Controlling the Billing Process

Lesson Objectives

After completing this lesson, you will be able to:

- Control the billing process

Lesson 1: Creating Billing Documents in Complaint Processing

Lesson Objectives

After completing this lesson, you will be able to:

- Create billing documents in complaint processing

Lesson 2: Creating Pro Forma and Cash Sales Invoices

Lesson Objectives

After completing this lesson, you will be able to:

- Create pro forma and cash sales invoices

Lesson 1: Setting Up the Data Flow for Billing Documents

Lesson Objectives

After completing this lesson, you will be able to:

- Set up the data flow for billing documents

Lesson 1: Creating Billing Documents in Different Ways

Lesson Objectives

After completing this lesson, you will be able to:

- Create billing documents in different ways

Lesson 1: Analyzing Invoice Combination and Invoice Split

Lesson Objectives

After completing this lesson, you will be able to:

- Analyze invoice combination and invoice split
- Interpret the reasons for splitting invoices

Lesson 2: Setting Up Invoice Lists

Lesson Objectives

After completing this lesson, you will be able to:

- Set up invoice lists

Lesson 1: Up Billing Plans

Lesson Objectives

After completing this lesson, you will be able to:

- Set up billing plans

Lesson 2: Processing Down Payments

Lesson Objectives

After completing this lesson, you will be able to:

- Process down payments

Lesson 3: Processing Installment Payments

Lesson Objectives

After completing this lesson, you will be able to:

- Process installment payments

Lesson 1: Setting Up the Account Determination

Lesson Objectives

After completing this lesson, you will be able to:

- Set up account determination

Lesson 2: Analyzing Account Assignment for Business Areas

Lesson Objectives

After completing this lesson, you will be able to:

- Analyze account assignment for business areas

Lesson 1: Adjusting the Interface Between Sales and Distribution and Financial Accounting

Lesson Objectives

After completing this lesson, you will be able to:

- Adjust the interface between Sales and Distribution and Financial Accounting