

S4F22

Cost Center and Internal Order Accounting in SAP S/4HANA

COURSE OUTLINE

Course Version: 05

Course Duration: 5 Day(s)

SAP Copyrights and Trademarks

© 2016 SAP SE or an SAP affiliate company. All rights reserved.

No part of this publication may be reproduced or transmitted in any form or for any purpose without the express permission of SAP SE or an SAP affiliate company.

SAP and other SAP products and services mentioned herein as well as their respective logos are trademarks or registered trademarks of SAP SE (or an SAP affiliate company) in Germany and other countries. Please see <http://global12.sap.com/corporate-en/legal/copyright/index.epx> for additional trademark information and notices.

Some software products marketed by SAP SE and its distributors contain proprietary software components of other software vendors.

National product specifications may vary.








These materials are provided by SAP SE or an SAP affiliate company for informational purposes only, without representation or warranty of any kind, and SAP SE or its affiliated companies shall not be liable for errors or omissions with respect to the materials. The only warranties for SAP SE or SAP affiliate company products and services are those that are set forth in the express warranty statements accompanying such products and services, if any. Nothing herein should be construed as constituting an additional warranty.

In particular, SAP SE or its affiliated companies have no obligation to pursue any course of business outlined in this document or any related presentation, or to develop or release any functionality mentioned therein. This document, or any related presentation, and SAP SE's or its affiliated companies' strategy and possible future developments, products, and/or platform directions and functionality are all subject to change and may be changed by SAP SE or its affiliated companies at any time for any reason without notice. The information in this document is not a commitment, promise, or legal obligation to deliver any material, code, or functionality. All forward-looking statements are subject to various risks and uncertainties that could cause actual results to differ materially from expectations. Readers are cautioned not to place undue reliance on these forward-looking statements, which speak only as of their dates, and they should not be relied upon in making purchasing decisions.

Typographic Conventions

American English is the standard used in this handbook.

The following typographic conventions are also used.

This information is displayed in the instructor's presentation	
Demonstration	
Procedure	
Warning or Caution	
Hint	
Related or Additional Information	
Facilitated Discussion	
User interface control	<i>Example text</i>
Window title	<i>Example text</i>

Contents

vii **Course Overview**

1 Unit 1: SAP S/4HANA Overview

- 1 Lesson: Introducing SAP HANA and SAP S/4HANA
- 1 Lesson: Introducing SAP Fiori

3 Unit 2: Organizational Units

- 3 Lesson: Describing the Components of Management Accounting

5 Unit 3: Master Data

- 5 Lesson: Creating Cost Centers
- 5 Lesson: G/L Accounts of Type Primary and Secondary Costs
- 5 Lesson: Creating Activity Types
- 5 Lesson: Creating Statistical Key Figures
- 5 Lesson: Describing Global Functions For Master Data

7 Unit 4: Event-Based Postings

- 7 Lesson: Entering Primary Postings
- 7 Lesson: Reporting in SAP S/4HANA
- 7 Lesson: Account Assignment Tools
- 7 Lesson: Adjustment postings
- 7 Lesson: Direct Activity Allocation

9 Unit 5: Period-End Closing

- 9 Lesson: Accrual Calculation
- 9 Lesson: Entering Statistical Key Figures
- 9 Lesson: Using the Cycle Segment Method
- 9 Lesson: Using a Period Lock

11 Unit 6: Overview of Internal Orders

- 11 Lesson: Using Overhead Orders
- 11 Lesson: Using Real and Statistical Orders
- 11 Lesson: Describing the Different Scenarios for Internal Orders

13 Unit 7: Master Data of Internal Orders

- 13 Lesson: Maintaining Master Data
- 13 Lesson: Processing Status Management for Overhead Cost Orders
- 13 Lesson: Describing Grouping and Collective Processing

15 Unit 8: Event-Based Postings for Internal Orders

- 15 Lesson: Creating Event-Based Postings Within and Outside Management Accounting
- 15 Lesson: Describing Commitment Management

17 Unit 9: Period-End Closing of the Internal Orders

- 17 Lesson: Periodic Debit Postings
- 17 Lesson: Explaining Periodic Credit Postings
- 17 Lesson: Settlement: Special Features

19 Unit 10: Planning, Budgeting and Availability Control

- 19 Lesson: Cost Center Planning in ERP
- 19 Lesson: Planning in Embedded BW
- 19 Lesson: Advanced Planning Techniques for Internal Orders
- 19 Lesson: Planning Aids
- 19 Lesson: Budgeting and Availability Control

Course Overview

TARGET AUDIENCE

This course is intended for the following audiences:

- Consultant Application Consultant
- Super / Key / Power User

Lesson 1: Introducing SAP HANA and SAP S/4HANA

Lesson Objectives

After completing this lesson, you will be able to:

- Explain SAP HANA and SAP S/4HANA

Lesson 2: Introducing SAP Fiori

Lesson Objectives

After completing this lesson, you will be able to:

- Explain SAP Fiori Application and Tools

Lesson 1: Describing the Components of Management Accounting

Lesson Objectives

After completing this lesson, you will be able to:

- Describe the organizational units on which Management Accounting is based
- Explain the options available for configuring organizational units in Overhead Cost Controlling

Lesson 1: Creating Cost Centers

Lesson Objectives

After completing this lesson, you will be able to:

- Describe how to best structure the standard hierarchy

Lesson 2: G/L Accounts of Type Primary and Secondary Costs

Lesson Objectives

After completing this lesson, you will be able to:

- Primary and Secondary Costs

Lesson 3: Creating Activity Types

Lesson Objectives

After completing this lesson, you will be able to:

- Create activity types

Lesson 4: Creating Statistical Key Figures

Lesson Objectives

After completing this lesson, you will be able to:

- Create statistical key figures

Lesson 5: Describing Global Functions For Master Data

Lesson Objectives

After completing this lesson, you will be able to:

- Update master data in collective processing

Lesson 1: Entering Primary Postings

Lesson Objectives

After completing this lesson, you will be able to:

- Use Document Number Assignment
- Enter Event-Based Posting

Lesson 2: Reporting in SAP S/4HANA

Lesson Objectives

After completing this lesson, you will be able to:

- Reporting Solutions

Lesson 3: Account Assignment Tools

Lesson Objectives

After completing this lesson, you will be able to:

- Describe the configuration options that facilitate postings

Lesson 4: Adjustment postings

Lesson Objectives

After completing this lesson, you will be able to:

- Correct original postings made to incorrect cost centers

Lesson 5: Direct Activity Allocation

Lesson Objectives

After completing this lesson, you will be able to:

- Execute a direct accounting allocation and correct an accounting allocation

Lesson 1: Accrual Calculation

Lesson Objectives

After completing this lesson, you will be able to:

- Explain accrual calculation

Lesson 2: Entering Statistical Key Figures

Lesson Objectives

After completing this lesson, you will be able to:

- Enter statistical key figures

Lesson 3: Using the Cycle Segment Method

Lesson Objectives

After completing this lesson, you will be able to:

- Distributions and Assessments

Lesson 4: Using a Period Lock

Lesson Objectives

After completing this lesson, you will be able to:

- Use a period lock

Lesson 1: Using Overhead Orders

Lesson Objectives

After completing this lesson, you will be able to:

- Identify the options for using overhead cost orders
- Distinguish overhead cost orders from cost centers
- Explain the significance of the overhead cost order as a cost collector and an internal controlling object

Lesson 2: Using Real and Statistical Orders

Lesson Objectives

After completing this lesson, you will be able to:

- Differentiate between real and statistical orders

Lesson 3: Describing the Different Scenarios for Internal Orders

Lesson Objectives

After completing this lesson, you will be able to:

- Explain the Different Scenarios for Internal Orders

Lesson 1: Maintaining Master Data

Lesson Objectives

After completing this lesson, you will be able to:

- Perform Order Master Data Maintenance

Lesson 2: Processing Status Management for Overhead Cost Orders

Lesson Objectives

After completing this lesson, you will be able to:

- Understand the life cycle of the orders

Lesson 3: Describing Grouping and Collective Processing

Lesson Objectives

After completing this lesson, you will be able to:

- Collect orders into order groups
- Process orders in both manual and automatic collective processing

Lesson 1: Creating Event-Based Postings Within and Outside Management Accounting

Lesson Objectives

After completing this lesson, you will be able to:

- Post integrated transactions to Internal Orders

Lesson 2: Describing Commitment Management

Lesson Objectives

After completing this lesson, you will be able to:

- Make the required settings for commitment management
- Understand the commitment values on the order
- Explain the effect of the commitment carryforward

Lesson 1: Periodic Debit Postings

Lesson Objectives

After completing this lesson, you will be able to:

- Describe transactions in the period-end closing that can lead to debit postings on the orders
- Define and use the overhead costing sheet
- Post overheads to internal orders and understand the results in the information system

Lesson 2: Explaining Periodic Credit Postings

Lesson Objectives

After completing this lesson, you will be able to:

- Credit orders using periodic reposting
- Distinguish between and use the various settlement options
- Enter settlement rules
- Define and use the allocation, source and PA transfer structures
- Understand the results of the settlement using special reports

Lesson 3: Settlement: Special Features

Lesson Objectives

After completing this lesson, you will be able to:

- Create simple settlement rules automatically
- Use hierarchical settlement
- Settle orders in an alternative posting period

Lesson 1: Cost Center Planning in ERP

Lesson Objectives

After completing this lesson, you will be able to:

- Planning Scope and Techniques in ERP
- ERP Planning Layouts - Planner Profiles - Distribution Keys

Lesson 2: Planning in Embedded BW

Lesson Objectives

After completing this lesson, you will be able to:

- Positioning Planning in BW
- Configuration of an Analysis Office Planning Workbook

Lesson 3: Advanced Planning Techniques for Internal Orders

Lesson Objectives

After completing this lesson, you will be able to:

- Describe different planning methods
- Describe Easy Cost Planning

Lesson 4: Planning Aids

Lesson Objectives

After completing this lesson, you will be able to:

- Explain the planning aids provided by the SAP system

Lesson 5: Budgeting and Availability Control

Lesson Objectives

After completing this lesson, you will be able to:

- Set up the profiles for budgeting

- Enter budgets on overhead cost orders
- Set up availability control
- Understand the results of budgeting and availability control
- Transfer the budgets to the following year