

S4F03

Finance Migration to SAP S/4HANA

COURSE OUTLINE

Course Version: 05

Course Duration: 2 Day(s)

SAP Copyrights and Trademarks

© 2016 SAP SE or an SAP affiliate company. All rights reserved.

No part of this publication may be reproduced or transmitted in any form or for any purpose without the express permission of SAP SE or an SAP affiliate company.

SAP and other SAP products and services mentioned herein as well as their respective logos are trademarks or registered trademarks of SAP SE (or an SAP affiliate company) in Germany and other countries. Please see <http://global12.sap.com/corporate-en/legal/copyright/index.epx> for additional trademark information and notices.

Some software products marketed by SAP SE and its distributors contain proprietary software components of other software vendors.

National product specifications may vary.








These materials are provided by SAP SE or an SAP affiliate company for informational purposes only, without representation or warranty of any kind, and SAP SE or its affiliated companies shall not be liable for errors or omissions with respect to the materials. The only warranties for SAP SE or SAP affiliate company products and services are those that are set forth in the express warranty statements accompanying such products and services, if any. Nothing herein should be construed as constituting an additional warranty.

In particular, SAP SE or its affiliated companies have no obligation to pursue any course of business outlined in this document or any related presentation, or to develop or release any functionality mentioned therein. This document, or any related presentation, and SAP SE's or its affiliated companies' strategy and possible future developments, products, and/or platform directions and functionality are all subject to change and may be changed by SAP SE or its affiliated companies at any time for any reason without notice. The information in this document is not a commitment, promise, or legal obligation to deliver any material, code, or functionality. All forward-looking statements are subject to various risks and uncertainties that could cause actual results to differ materially from expectations. Readers are cautioned not to place undue reliance on these forward-looking statements, which speak only as of their dates, and they should not be relied upon in making purchasing decisions.

Typographic Conventions

American English is the standard used in this handbook.

The following typographic conventions are also used.

This information is displayed in the instructor's presentation	
Demonstration	
Procedure	
Warning or Caution	
Hint	
Related or Additional Information	
Facilitated Discussion	
User interface control	<i>Example text</i>
Window title	<i>Example text</i>

Contents

vii **Course Overview**

1 Unit 1: Journey to SAP S/4HANA with the Activate Methodology

- 1 Lesson: Introducing SAP S/4HANA
- 1 Lesson: Outlining the Conversion Journey

3 Unit 2: Preparation for Migration to SAP S/4HANA

- 3 Lesson: Explaining the Migration Process
- 3 Lesson: Analyzing the Migration process per system starting point
- 3 Lesson: Preparing for Migration to SAP S/4HANA
- 3 Lesson: Preparing for Business Partner Adoption (Customer Vendor Integration)
- 3 Lesson: Describing the SAP S/4HANA Installation Phase

5 Unit 3: Customizing Financials in SAP S/4HANA

- 5 Lesson: Configuring General Ledger Accounting
- 5 Lesson: Configuring new Asset Accounting
- 5 Lesson: Migrating to new Asset Accounting
- 5 Lesson: Customizing Controlling for Account Based CO-PA
- 5 Lesson: Preparing for Migration Material Ledger
- 5 Lesson: Preparing for Migration of House Bank Accounts
- 6 Lesson: Preparing for Migration of Credit Management

7 Unit 4: Migration to SAP S/4HANA

- 7 Lesson: Migrating to the Universal Journal
- 7 Lesson: Finalizing Migration and Post Processing Business Partner
- 7 Lesson: Performing Post Migration Activities

9 Unit 5: Additional Topics for Migration

- 9 Lesson: Explaining Business Downtime Reduction with Near Zero Downtime (NZDT)
- 9 Lesson: Explaining the Results of Migration
- 9 Lesson: Using new Asset Accounting

Course Overview

TARGET AUDIENCE

This course is intended for the following audiences:

- Application Consultant

Lesson 1: Introducing SAP S/4HANA

Lesson Objectives

After completing this lesson, you will be able to:

- Introduce SAP S/4HANA

Lesson 2: Outlining the Conversion Journey

Lesson Objectives

After completing this lesson, you will be able to:

- Get an Overview of the Conversion to SAP S/4HANA

Lesson 1: Explaining the Migration Process

Lesson Objectives

After completing this lesson, you will be able to:

- Describe the migration steps to SAP S/4HANA on a high level

Lesson 2: Analyzing the Migration process per system starting point

Lesson Objectives

After completing this lesson, you will be able to:

- Understand the possible starting points for migration
- Explain the scope of changes in the General Ledger

Lesson 3: Preparing for Migration to SAP S/4HANA

Lesson Objectives

After completing this lesson, you will be able to:

- Understand the preparation steps for a migration project

Lesson 4: Preparing for Business Partner Adoption (Customer Vendor Integration)

Lesson Objectives

After completing this lesson, you will be able to:

- Prepare Customer-Vendor Integration

Lesson 5: Describing the SAP S/4HANA Installation Phase

Lesson Objectives

After completing this lesson, you will be able to:

- Describe the SAP S/4HANA installation phase

Lesson 1: Configuring General Ledger Accounting

Lesson Objectives

After completing this lesson, you will be able to:

- Configure General Ledger Accounting for Migration

Lesson 2: Configuring new Asset Accounting

Lesson Objectives

After completing this lesson, you will be able to:

- Configure Asset Accounting for Migration

Lesson 3: Migrating to new Asset Accounting

Lesson Objectives

After completing this lesson, you will be able to:

- Migrate to new Asset Accounting

Lesson 4: Customizing Controlling for Account Based CO-PA

Lesson Objectives

After completing this lesson, you will be able to:

- Configure Profitability Analysis for Migration

Lesson 5: Preparing for Migration Material Ledger

Lesson Objectives

After completing this lesson, you will be able to:

- Configure the Material Ledger for Migration

Lesson 6: Preparing for Migration of House Bank Accounts

Lesson Objectives

After completing this lesson, you will be able to:

- Configure House Bank Accounts for Migration

Lesson 7: Preparing for Migration of Credit Management

Lesson Objectives

After completing this lesson, you will be able to:

- Configure Credit Management for Migration

Lesson 1: Migrating to the Universal Journal

Lesson Objectives

After completing this lesson, you will be able to:

- Migrate to the the Universal Journal

Lesson 2: Finalizing Migration and Post Processing Business Partner

Lesson Objectives

After completing this lesson, you will be able to:

- Finalize the Migration

Lesson 3: Performing Post Migration Activities

Lesson Objectives

After completing this lesson, you will be able to:

- Perform Post Migration Activities

Lesson 1: Explaining Business Downtime Reduction with Near Zero Downtime (NZDT)

Lesson Objectives

After completing this lesson, you will be able to:

- Explain business downtime reduction with Near Zero Downtime (NZDT)

Lesson 2: Explaining the Results of Migration

Lesson Objectives

After completing this lesson, you will be able to:

- Explain the results of migration

Lesson 3: Using new Asset Accounting

Lesson Objectives

After completing this lesson, you will be able to:

- Use new Asset Accounting