

GRC100

GRC Principles and Harmonization

COURSE OUTLINE

Course Version: 10

Course Duration: 2 Day(s)

SAP Copyrights and Trademarks

© 2018 SAP SE or an SAP affiliate company. All rights reserved.

No part of this publication may be reproduced or transmitted in any form or for any purpose without the express permission of SAP SE or an SAP affiliate company.

SAP and other SAP products and services mentioned herein as well as their respective logos are trademarks or registered trademarks of SAP SE (or an SAP affiliate company) in Germany and other countries. Please see <http://global12.sap.com/corporate-en/legal/copyright/index.epx> for additional trademark information and notices.

Some software products marketed by SAP SE and its distributors contain proprietary software components of other software vendors.

National product specifications may vary.








These materials are provided by SAP SE or an SAP affiliate company for informational purposes only, without representation or warranty of any kind, and SAP SE or its affiliated companies shall not be liable for errors or omissions with respect to the materials. The only warranties for SAP SE or SAP affiliate company products and services are those that are set forth in the express warranty statements accompanying such products and services, if any. Nothing herein should be construed as constituting an additional warranty.

In particular, SAP SE or its affiliated companies have no obligation to pursue any course of business outlined in this document or any related presentation, or to develop or release any functionality mentioned therein. This document, or any related presentation, and SAP SE's or its affiliated companies' strategy and possible future developments, products, and/or platform directions and functionality are all subject to change and may be changed by SAP SE or its affiliated companies at any time for any reason without notice. The information in this document is not a commitment, promise, or legal obligation to deliver any material, code, or functionality. All forward-looking statements are subject to various risks and uncertainties that could cause actual results to differ materially from expectations. Readers are cautioned not to place undue reliance on these forward-looking statements, which speak only as of their dates, and they should not be relied upon in making purchasing decisions.

Typographic Conventions

American English is the standard used in this handbook.

The following typographic conventions are also used.

This information is displayed in the instructor's presentation	
Demonstration	
Procedure	
Warning or Caution	
Hint	
Related or Additional Information	
Facilitated Discussion	
User interface control	<i>Example text</i>
Window title	<i>Example text</i>

Contents

vii **Course Overview**

1 Unit 1: Introduction to SAP Governance, Risk, and Compliance (GRC) 10.1

1	Lesson: Introduction to SAP Governance, Risk, and Compliance (GRC) 10.1
1	Lesson: GRC Solution Overview
1	Lesson: SAP Fraud Management
1	Lesson: SAP Audit Management
1	Lesson: GRC Convergence
2	Lesson: Key Features and Benefits
2	Lesson: Integration

3 Unit 2: Information Architecture, Security and Authorizations

3	Lesson: Information Architecture
3	Lesson: Security and Authorizations

5 Unit 3: The GRC 10.1 User Interface

5	Lesson: Work Centers
5	Lesson: Harmonized Navigation in the GRC 10.1 Portal
5	Lesson: SAP Fiori for GRC

7 Unit 4: Common Functions and Data

7	Lesson: Common Functions and Data Overview
7	Lesson: User Interface Configuration Framework
7	Lesson: Shared Master Data

9 Unit 5: Implementation and Configuration

9	Lesson: Streamlined Configuration
9	Lesson: Functional Implementation

11 Unit 6: Reporting

11	Lesson: Harmonized Reporting Framework
11	Lesson: SAP HANA Integration

Course Overview

TARGET AUDIENCE

This course is intended for the following audiences:

- Executive
- Developer IT Administrator IT Support
- Super / Key / Power User
- Application Consultant
- Business Analyst
- Business Process Architect
- Business Process Owner/Team Lead/Power User
- Enterprise Architect

Lesson 1: Introduction to SAP Governance, Risk, and Compliance (GRC) 10.1

Lesson Objectives

After completing this lesson, you will be able to:

- Explain how SAP Governance, Risk, and Compliance solutions contribute to improved performance
- Identify compliance regulations from various regions and the importance of an integrated solution

Lesson 2: GRC Solution Overview

Lesson Objectives

After completing this lesson, you will be able to:

- Identify key governance, risk, and compliance processes supported in GRC 10.1

Lesson 3: SAP Fraud Management

Lesson Objectives

After completing this lesson, you will be able to:

- Discuss the key capabilities of SAP Fraud Management
- Describe the cycle SAP Fraud Management

Lesson 4: SAP Audit Management

Lesson Objectives

After completing this lesson, you will be able to:

- Describe the features and functions of SAP Audit Management
- Identify the phases of the SAP Audit Management process

Lesson 5: GRC Convergence

Lesson Objectives

After completing this lesson, you will be able to:

- Explain the business benefits of an integrated solution
- Describe a business example of how the GRC solution addresses the issue of disconnects between risks, policies, and compliance

Lesson 6: Key Features and Benefits

Lesson Objectives

After completing this lesson, you will be able to:

- Identify and describe the key benefits of enhancements to the GRC 10.1 solution

Lesson 7: Integration

Lesson Objectives

After completing this lesson, you will be able to:

- Discuss how particular applications integrate with the GRC 10.1 solution

Lesson 1: Information Architecture

Lesson Objectives

After completing this lesson, you will be able to:

- Explain what the information architecture is and why it is important
- Explain the harmonization goals of the information architecture
- Describe major changes to the GRC 10.1 information architecture

Lesson 2: Security and Authorizations

Lesson Objectives

After completing this lesson, you will be able to:

- Identify required PFCG roles
- Ensure requirements are met to access GRC 10.1 solutions
- Describe how authorizations affect what is seen in the user interface

Lesson 1: Work Centers

Lesson Objectives

After completing this lesson, you will be able to:

- Identify and access key components of the GRC 10.1 User Interface
- Describe the purpose of each work center
- Describe how to control work center display for NWBC vs Portal

Lesson 2: Harmonized Navigation in the GRC 10.1 Portal

Lesson Objectives

After completing this lesson, you will be able to:

- Describe examples of what users see in Access Control, Process Control, and Risk Management

Lesson 3: SAP Fiori for GRC

Lesson Objectives

After completing this lesson, you will be able to:

- Explore SAP Fiori UX and SAP Fiori Launchpad
- Describe the app types SAP Fiori UX provides for SAP GRC

Lesson 1: Common Functions and Data Overview

Lesson Objectives

After completing this lesson, you will be able to:

- Describe how common functions are shared across GRC solutions
- Explain which master data can be shared relative to common functions

Lesson 2: User Interface Configuration Framework

Lesson Objectives

After completing this lesson, you will be able to:

- Describe key features of the User Interface Configuration Framework
- Specify whether or not a field has regulation-specific values
- Specify whether or not a field can be changed locally
- Set the field status for individual application components or for individual regulations

Lesson 3: Shared Master Data

Lesson Objectives

After completing this lesson, you will be able to:

- Discuss shared master data examples
- Discuss master data related implementation considerations for organizations
- Describe various organization hierarchy views and advanced date options

Lesson 1: Streamlined Configuration

Lesson Objectives

After completing this lesson, you will be able to:

- Describe the IMG organization for GRC 10.1
- Identify basic and common customizing tasks for Access Control, Process Control, and Risk Management
- Access IMG customizing documentation

Lesson 2: Functional Implementation

Lesson Objectives

After completing this lesson, you will be able to:

- Identify members of typical project teams
- Perform prerequisite tasks
- Describe key, high-level steps in the GRC 10.1 implementation process

Lesson 1: Harmonized Reporting Framework

Lesson Objectives

After completing this lesson, you will be able to:

- Describe key capabilities of the GRC 10.1 Harmonized Reporting Framework
- Navigate reports
- Create a report without programming
- Describe Crystal integration options and report layouts

Lesson 2: SAP HANA Integration

Lesson Objectives

After completing this lesson, you will be able to:

- Explore the benefits and advanced capabilities of SAP GRC HANA integration