

ACT200

Agile Project Delivery

COURSE OUTLINE

Course Version: 11

Course Duration:

SAP Copyrights and Trademarks

© 2018 SAP SE or an SAP affiliate company. All rights reserved.

No part of this publication may be reproduced or transmitted in any form or for any purpose without the express permission of SAP SE or an SAP affiliate company.

SAP and other SAP products and services mentioned herein as well as their respective logos are trademarks or registered trademarks of SAP SE (or an SAP affiliate company) in Germany and other countries. Please see <http://global12.sap.com/corporate-en/legal/copyright/index.epx> for additional trademark information and notices.

Some software products marketed by SAP SE and its distributors contain proprietary software components of other software vendors.

National product specifications may vary.








These materials are provided by SAP SE or an SAP affiliate company for informational purposes only, without representation or warranty of any kind, and SAP SE or its affiliated companies shall not be liable for errors or omissions with respect to the materials. The only warranties for SAP SE or SAP affiliate company products and services are those that are set forth in the express warranty statements accompanying such products and services, if any. Nothing herein should be construed as constituting an additional warranty.

In particular, SAP SE or its affiliated companies have no obligation to pursue any course of business outlined in this document or any related presentation, or to develop or release any functionality mentioned therein. This document, or any related presentation, and SAP SE's or its affiliated companies' strategy and possible future developments, products, and/or platform directions and functionality are all subject to change and may be changed by SAP SE or its affiliated companies at any time for any reason without notice. The information in this document is not a commitment, promise, or legal obligation to deliver any material, code, or functionality. All forward-looking statements are subject to various risks and uncertainties that could cause actual results to differ materially from expectations. Readers are cautioned not to place undue reliance on these forward-looking statements, which speak only as of their dates, and they should not be relied upon in making purchasing decisions.

Typographic Conventions

American English is the standard used in this handbook.

The following typographic conventions are also used.

This information is displayed in the instructor's presentation	
Demonstration	
Procedure	
Warning or Caution	
Hint	
Related or Additional Information	
Facilitated Discussion	
User interface control	<i>Example text</i>
Window title	<i>Example text</i>

Contents

vii **Course Overview**

1 **Unit 1: The Basics**

- 1 Lesson: Agile and Scrum 101
- 1 Lesson: Introduction to SAP Activate
- 1 Lesson: Agile Project Fit

3 **Unit 2: Starting Agile**

- 3 Lesson: Roles and Responsibilities
- 3 Lesson: Agile Project Organization
- 3 Lesson: Prepare Agile Project

5 **Unit 3: Backlog**

- 5 Lesson: Explore Phase Overview
- 5 Lesson: Create Product Backlog
- 5 Lesson: Definition of Done

7 **Unit 4: Iterative Build**

- 7 Lesson: Release Planning
- 7 Lesson: Sprint Cycle
- 7 Lesson: Testing and Deploy

9 **Unit 5: Summary of Key Points**

- 9 Lesson: Summary and Key Points

11 **Unit 6: Appendices**

- 11 Lesson: Appendices

Course Overview

TARGET AUDIENCE

This course is intended for the following audiences:

- Project Manager
- Application Consultant
- Application Consultant
- Program/Project Manager

Lesson 1: Agile and Scrum 101

Lesson Objectives

After completing this lesson, you will be able to:

- Understand the Goals and Purpose of Agile
- Understand what Agile is
- Understand what Scrum is and how it works

Lesson 2: Introduction to SAP Activate

Lesson Objectives

After completing this lesson, you will be able to:

- Understand how Scrum is applied in SAP projects
- See how Scrum is used in real life SAP projects
- See how Agile is supported through SAP Activate methodology

Lesson 3: Agile Project Fit

Lesson Objectives

After completing this lesson, you will be able to:

- Understand when Agile provides good fit to my projects
- Understand how to position Agile in the proposal
- Understand benefits Agile provides to customer

Lesson 1: Roles and Responsibilities

Lesson Objectives

After completing this lesson, you will be able to:

- Understand the roles and responsibilities in my agile project
- Describe the role of the Scrum Master and what the difference is compared with the project manager
- Outline the responsibility of the team and what the Product Owner is responsible for

Lesson 2: Agile Project Organization

Lesson Objectives

After completing this lesson, you will be able to:

- How we organize the different scrum teams and how to best organize ourselves
- How to set up an Agile project
- How to scale agile concepts to larger projects

Lesson 3: Prepare Agile Project

Lesson Objectives

After completing this lesson, you will be able to:

- Describe what Agile related activities should be completed in the Prepare phase
- Understand how an Agile project views documentation

Lesson 1: Explore Phase Overview

Lesson Objectives

After completing this lesson, you will be able to:

- Understand how the Explore phase is structured
- Understand how the team will collect requirements
- Understand how the team will prioritize work

Lesson 2: Create Product Backlog

Lesson Objectives

After completing this lesson, you will be able to:

- Understand how to structure workshops to prepare backlog
- Describe how to capture and document user requirements in SAP projects
- Describe what product backlog looks like in SAP project

Lesson 3: Definition of Done

Lesson Objectives

After completing this lesson, you will be able to:

- Understand when a user story is done
- Describe how much we need to know of a user story before we take it into the sprint
- Outline how the Just-in-time principle works in the project

Lesson 1: Release Planning

Lesson Objectives

After completing this lesson, you will be able to:

- Plan sprints for a release
- Understand the estimation process
- Plan multiple releases in Agile project

Lesson 2: Sprint Cycle

Lesson Objectives

After completing this lesson, you will be able to:

- Describe how to run Realize phase in iterations
- Understand when we take a user story into a sprint and how we measure its completion
- Understand what is expected from team members during the sprint

Lesson 3: Testing and Deploy

Lesson Objectives

After completing this lesson, you will be able to:

- Describe the test activities involved in an Agile project
- Understand how Agile Sprints may be used with Cutover tasks
- Understand how customers optimize the solution operations after the project is complete

Lesson 1: Summary and Key Points

Lesson Objectives

After completing this lesson, you will be able to:

- Summarise the SAP Agile project Delivery Approach
- Find additional material to follow up relating to Agile project delivery

Lesson 1: Appendices

Lesson Objectives

After completing this lesson, you will be able to:

- have further helpful information regarding Agile